



2023 Catalog - Deciduous



Welcome to the Urban Farm Fruit Tree Program. My name is Greg Peterson, and I planted my first trees in Phoenix in 1975 at the age of 14. Along the way I discovered that you could go into big box stores and even some nurseries, and they'll sell you fruit trees that will never make fruit here in our local area. That made me mad, so I did something about it!

In the early 1990's I started doing extensive research and experimenting to discover exactly which trees will thrive and make great fruit here in the low desert. Our team continues to do this experimenting and discover new things yearly. Then in 1999 I started offering free classes on the best ways to plant and have your fruit trees explode with life & fruit.

My next step was to discover the best growers like **Dave Wilson Nursery** to source our deciduous fruit trees and plants, and I started offering them at competitive pricing. That is how the Urban Farm Fruit Tree program was created. Eventually we started working with other quality vendors like **Sunset Nursery** for citrus, **Tank's Green Stuff** for soils & wood chip mulch, **BioFlora** for organic fertilizer, and **HyKreations** for liquid amendments. And our own **General Store** has supporting supplies & amendments!

Education Program: Over the last 20+ years we have educated thousands of people and sold over 60,000 trees. Our program starts with free education, sharing all the strategies that we have learned over the years. This education needs to start *before you ever purchase a tree*, as there are very specific things you can do that will bring great abundance or spell disaster before you even start. Having probably killed more trees than you ever have, I learned along the way, then put all these lessons in a free education program to help you jump start your backyard orchard.

We offer our Kick-Off event on September 9, 2023, then multiple classes on different topics in September and October, as well as monthly [Tree Chats](#) throughout the year. We are here to answer your questions and help. Find out more at www.UrbanFarm.org/events.



2023 Catalog welcome continued

Our Education Program has several opportunities to learn how to:

- Choose the right trees for our area,
- Select the best place in your yard for your tree,
- Check to make sure your soil drains,
- Plant your tree with all the proper nutrients for our extreme climate,
- Build a “6/6 basin” around your tree (we explain what this is and why it is essential),
- Deep water and fertilize your tree,
- Put a yearly plan in place to make sure your trees thrive,
- Plus, so much more, and we even have a guarantee!

Please join us for these free online classes starting every September, and because growing trees need care year-round, we invite you to our monthly [Tree Chats](#) with tips, seasonal guidance, and live Q&A for your fruit tree care.

The **Urban Farm Fruit Tree Program** and our Team are dedicated to bringing fun, education, and success to your fruit tree growing adventure. While we cannot promise that your trees will thrive, we can do everything in our power to educate and empower you toward your own fruit growing success.

Sincerely,

Farmer Greg, Janis, and the Urban Farm Tree Crew

Catalog Tips: Look for these orange boxes placed throughout the catalog to find our planting, fertilizing, savings, and other general tips.

If you are going to buy a fruit tree, This is what you need to know going in:

The elephant in the room these days is the *extreme heat the past few years*. The summers of 2019 & 2020 were consecutively our hottest summers on record, then we add June of 2021 as the hottest June on record and all trees and plants are suffering. So, this has leveled-up the diligence and practices that we must do for the success of our trees.

There are very specific practices that we suggest which do require a moderate investment. We propose that you will likely spend as much on the supplements for planting the first year as you do on the tree itself. We cover these practices in depth in our classes to help explain why they are so important.



This is what you need to know going in (cont.):

We run our fruit tree education all year long with each annual program starting in September and leading up to the perfect time to plant your various fruit trees, which also coincides with our Pop-Up Nursery up phases. We've designed it this way to help you succeed.


- **Citrus** planting season is in fall; therefore, you pick up your trees and supplies for citrus then.
- **Deciduous** trees, bushes, & vines are available in **January** for planting... *in January*.

During both pick up windows we have all the supplies and instructions for your planting success. This includes soil, mulch, fertilizer, Farmer Greg's Planting Mix, foliar feed, and more. Be sure to check out the General Store section of our catalog and online store to see the full list of items. We will have additional pick-up days during the year to assist with fertilizing schedules too.

Calculator: Use our Supply Calculator to help you determine what you need or which items to get you started. You can find a basic version in the General Store section of this catalog or use the green button to get an online version that you download to use and keep.

Shopping seasons: We have three "seasons" in our Fruit Tree Program around which we focus our education, with specific timings for ordering and pricing.

- **Early Bird Season** runs from late summer to the end of October for online pre-ordering with *the best pricing*. This period allows us to take advantage of pricing discounts from our growers. In addition to the best pricing and availability in our program, **THIS IS THE ONLY TIME WE OFFER OUR SPECIAL "EARLY BIRD BUNDLE" PRICING**. You can find this bird icon in the catalog for trees that have Early Bird bundles. Please note that **Citrus sales** are held during a very limited window within this season.



- **Holiday Season** is from November thru December, with some savings still available on deciduous fruit trees. We cannot guarantee that all the varieties will be available at this point, yet by pre-ordering during this period, you will be more likely to find the varieties you are looking for than later in our Program.
- **On Lot Season** is in January and might extend into early February. The second half of January is when the lot will open most Thursdays through Saturdays. There are usually trees available for sale on lot, and sometimes online depending on inventory.

During our Program we open the **Urban Farm Pop-up Nursery** multiple times with a wide variety of timeslots for pick up. During the first coronavirus shutdown and with social distancing in place, we discovered that setting appointments for pick up works extraordinarily well, giving us more time to spend with you while you are on the lot while at the same time drastically reducing lines. This will continue and scheduling links with instructions will be sent with your order confirmation emails after we sort them into a proper pick-up season.

Our Tree Crew will be available to assist with vehicle loading and we have a Senior Tree Crew team who can help answer your planting questions. We are committed to your fruit tree success!



What is a Pop-Up Nursery?

How do you Pick Up your Trees?

The Urban Farm Nursery is a POP-UP Nursery. Because we are primarily an education organization, we do not need a physical location much of the year. This allows us to reduce our overheads, but it also means we are only open a few days at a time. We are fortunate to have a good friend with property in a good location who lets us use it when needed for our Pop-Up Nursery events.

The Nursery Lot. We will be located at 4549 N. 7th Street for all fruit tree pick-ups. We set up a temporary nursery area and our General Store on those days. We have a great group of seasonal workers we call our Tree Crew. Some of them have been on staff for many years and can answer a variety of fruit tree questions, others come to help for a season or two and get to learn while filling our customers' orders. Please visit <http://www.UrbanFarm.org/NurseryLocation> for a map and other pick-up details.

Pick Up Groups All orders go through a review and get divided up into pick up groups or set aside for shipping. With different pick-up seasons for different types of trees and the supplies, we will separate your orders into “**Queues**” based on the items in your order. From there we will send details on how to set up the proper pick-up schedule. Updates and adjustments as needed are sent by email during the review process. **The three main pick-up groups** are as follows:

GROUP 1 - Citrus. This pick-up will happen in September at the Nursery Lot, although we recommend waiting until the extreme heat is gone before planting.

GROUP 2 - Deciduous. This pick-up happens in January at the Nursery Lot.

GROUP 3 – Custom Pick up by Appointment. This is a new pick-up option for General Store items and allows for small item and bagged item pick-up off season when the Nursery Lot is closed. Please see the General Store Catalog for more information

NOTE – Occasionally we will open the lot for Supply Restocking days. These will be timed around our recommended fertilization days.

If you are ordering supplies for both citrus and deciduous trees, please place your orders separately and we will put those in the proper queues.

Scheduling your Pick-up. Details for choosing a pick-up time will be sent to the specific queues once a schedule has been set for those weekends. Emails will be sent for those orders in those queues. One pickup slot is all that is needed for all your orders in any queue.

Ordering Tip for Separate Pick Ups: If you need your supplies to be picked up separately from trees, please place those orders separately **and add a comment on WHEN you want them.** Please separate your **citrus** and **deciduous** orders since the pick-up times are months apart. We will separate these orders if you don't, and this may delay confirmation of your order.



DECIDUOUS - TABLE OF CONTENTS
for most PDF versions, click on item to jump to section.

<u>Deciduous Trees, Bare Root (and sizing)</u>	6-20
<u>Apples (3)</u>	6-7
<u>Apricots (2)</u>	7-8
<u>Peaches</u>	7-13
<u>Peaches, Dwarf (1)</u>	8
<u>Peaches, Standard (10)</u>	9-13
<u>Plums (4)</u>	13-14
<u>Plum Blends (3)</u>	14-16
<u>Mulberries (3)</u>	16-17
<u>Jujube (3)</u>	18
<u>Specialty (1 -Quince)</u>	19
<u>Deciduous Trees, Potted</u>	21-32
<u>Figs (5)</u>	21-22
<u>Olives (2)</u>	23
<u>Deciduous Bushes & Vines (and sizing)</u>	24-32
<u>Berries (12)</u>	24-28
<u>Grapes (4)</u>	28-30
<u>Pomegranates (6)</u>	30-32
<u>Citrus Tree Sizing</u>	33
<u>Citrus Tree Basics and sizing information</u>	33
<u>General Store Basics</u>	34
<u>Supplies Calculator</u>	34
<u>Buy 3 Get 1 Free – Signature Pricing Deals</u>	35
<u>Fruit Tree Nutrition Schedule</u>	36

NOTE: Citrus and General Store Catalogs will be available separately.
Our Extended Nutrition Program information is included in the General Store Catalog



Deciduous Trees

Pick-up from Nursery Lot in JANUARY.

Deciduous fruit trees arrive as bare root in **January** in a mostly dormant stage since that is the best stage to plant them. ALL deciduous trees must be picked up from the lot in January and planted right away. Please view our online calendar for exact dates.

Bare Root Sizing

Most of our **bare root trees** typically are about 4 feet tall with healthy root balls when you come to get them, the exception being the Weeping Santa Rosa Plum and Pakistani Mulberries which are taller. In January, we try to bag 2 to 4 trees together for pick up, which can be laid flat for transport.

Rootstock Tip: Specific rootstock names like 'Nemaguard' or 'M111' are included with the "Sold as" notes here and on our website. For more information on the rootstock for a particular tree, visit the full tree description on the store.

>>>> - APPLES - <<<<

Sold as = Bare root, on M111

***ANNA Apples have heavy harvests of sweet, crisp, flavorful apples.**



***One of Greg's favorite fruit trees for the Valley!**

The Anna Apple is a remarkable fruit for the mild winter climates in southern Arizona. Good eaten fresh or cooked. Harvested apples will keep for up to two months in the refrigerator. Anna ripens in the early summer in the low desert.

Chill Hours = 200

Fertility = (S+) = Self-fruitful. Also assisted by Dorsett Golden

Projected Harvest = June



**PRE-ORDER
NOW**

***DORSETT GOLDEN is an outstanding sweet apple for warm winter areas.**



***One of Greg's favorite fruit trees for the Valley!**

The Dorsett Golden is firm, very flavorful, and sweet like Golden Delicious. A great early-season apple, Dorsett Golden is productive throughout southern California and the Greater Phoenix area, where it ripens in the early summer.

Chill Hours = 100

Fertility = Self-fertile

Projected Harvest = June



**PRE-ORDER
NOW**

**APPLES Continued**

***GHOST APPLE** is a sweet, white skinned apple good for hot climates.



NEW for 2023!

For the apple lover who wants a truly unique variety, the Ghost apple is in a category by itself. White skin and flesh with sweet, sub-acid flavor. Does well in hot climates. Harvest in Late June or early July. 300-400 chill hours, Cross pollinated by Dorsett Golden and Anna apples, high-chill adaptable. USPP applied for. (Zaiger).

Chill Hours = 300-400

Fertility = Self-fertile

Projected Harvest = June


**PRE-ORDER
NOW**

***EARLY BIRD – APPLE BUNDLE!**

**PRE-ORDER
NOW**

One each of **ANNA & GOLDEN DORSETT** Apple trees. This pairing will increase the harvest.

**Only available thru last weekend in October, while supplies last.
This bundle is priced to *SAVE* additional \$ off individual item pricing.
No Substitutions.**



Chill Hours: During dormancy, deciduous trees need a certain amount of cumulative hours between 32 -45 degrees to thrive and set fruit. The Greater Phoenix area averages 300 hrs. Planting trees that require over 400 hours is not recommended as they are unlikely to produce.

>>>> - APRICOTS - <<<<

Sold as = Bare root, on Nemaguard

***KATY** Apricots are large, all-purpose, flavorful freestones.



***One of Greg's favorite fruit trees for the Valley!**

When allowed to ripen on the tree, Katy Apricots are sub-acid (not tart). A favorite apricot for warm-winter climates, Katy typically produces a mid-May to early June harvest.

Chill Hours = 200-300

Fertility = Self-Fertile

Projected Harvest = Mid May for 2 weeks



**PRE-ORDER
NOW**



APRICOTS Continued

***GOLD KIST** Apricots are medium, all-purpose, flavorful freestones.



***One of Greg's favorite fruit trees for the Valley!**

Gold Kist Apricots are excellent backyard apricot for warm winter areas. Freestone & very good quality. Heavy bearing. When allowed to ripen on the tree, the fruit is sub-acid (not tart).

Chill Hours = 300

Fertility = Self-Fertile

Projected Harvest = Mid May for 2 weeks



**PRE-ORDER
NOW**

*EARLY BIRD – APRICOT BUNDLE

**PRE-ORDER
NOW**

One each: **KATY** & **GOLD KIST** Apricot trees. A pairing to increase harvest with similar ripening times.

Only available thru last weekend in October, while supplies last.
This bundle is priced to SAVE additional \$ off individual item pricing.
No Substitutions.



Planting Tip: Trees with bare roots have not been trimmed to fit in pots, therefore they usually have larger root systems giving them a head start towards establishing themselves in their new holes. Take advantage of this and prepare a root soak in a tub, tray, or wheelbarrow with 4 to 5 gallons of water with 3 capfuls or 15-20 ml each Essence and Soul (See our General Store section). Soak the roots in this bath for 15-30 minutes before planting. Then pour the left-over solution into the basin around the newly planted tree as part of the watering-in step.

>>>> - PEACHES - <<<<

Clingstone (c) peaches are the kind where the flesh is attached to the pit. These peaches are ideal for eating, but require a little extra effort for cooking, baking, or canning projects. These peaches are usually the first peaches available in the growing season, which is great because the first ones to arrive are usually the ones we can't wait to eat right off the tree.

Freestone (f) peaches are the ones where the flesh is not attached to the pit. You can remove the pit easily, making them a pleasure both to eat out of hand, and for cooking, baking, and canning. Freestone peaches tend to show up later in the season, which is usually when our initial peach frenzy has been satiated by the clingstones, and we are wanting to do more with the peaches.

>>>> - **PEACHES, Dwarf** - <<<<

Sold as = Bare root, Miniature on Nemaguard

BONANZA peach is a dwarf freestone, usually reaching only 5-6 feet high.



Although it does best when planted in the ground, it can also be raised in a large container as a patio tree. A popular yellow freestone, Bonanza's large fruit is sweet, low in acid, and has a mild, refreshing flavor. The fruit ripens in June.

(f) = Freestone.

Chill Hours = 250

Fertility = Self-Fertile

Projected Harvest = June

**PRE-ORDER
NOW**

>>>> - **PEACHES, Standard** - <<<<

Sold as = Bare root, on Nemaguard

***DESERT GOLD** Peaches are a heavy bearing, yellow semi-freestone.



***One of Greg's favorite fruit trees for the Valley!**

Desert Gold ripens early to mid-May. This clingstone will transition to a semi-freestone the longer it stays on the tree. The tree-ripened fruit has great flavor and sweetness for such an early variety.

(sf) = Semi-freestone.

Chill Hours = 200 or less

Fertility = Self-Fertile

Projected Harvest = Early to mid-May for 2 weeks



**PRE-ORDER
NOW**

EARLIGRANDE Peach is early ripening, perfect for warm winter climates.



Ripens in May about the same time as Desert Gold. Delicious, sweet, and tangy, semi-freestone when fully ripe. Very large for such an early peach. Large showy pink blossoms.

(sf) = Semi-freestone.

Chill Hours = 150-200

Fertility = Self-Fertile

Projected Harvest = May

**PRE-ORDER
NOW**



PEACHES Continued

The **EARLY AMBER** Peach is a full flavored, juicy, yellow semi-freestone for mild winter climates.



New addition as of 2021. These medium sized peaches are vibrant in their skin colors with a dark red blush and firm yellow flesh. Ripens between May Pride and Eva's Pride.

(sf) = Semi-freestone.

Chill Hours = 300

Fertility = Self-fruitful

Projected Harvest = Late May-Early June

**PRE-ORDER
NOW**

EVA'S PRIDE is a delicious, fine flavored freestone peach with very low chilling requirement.



The Eva's Pride peach ripens 2 to 3 weeks before the Mid-Pride. Eva's Pride produces a medium to large-sized, yellow freestone fruit. It is also recommended as early season peach for moderate climates.

(f) = Freestone.

Chill Hours = 100-200

Fertility = Self-Fertile

Projected Harvest = Mid-late June

**PRE-ORDER
NOW**

The **FLORDAPRINCE** Peach originates from Florida, successfully grown in Southern California and Arizona.



Larger fruit than the Desert Gold, more tolerant of desert heat, and great flavor. Semi freestone when fully ripe. This is our earliest ripening peach.

(sf) = Semi-freestone.

Chill Hours = 150


Fertility = Self-Fertile

Projected Harvest = Early May

**PRE-ORDER
NOW**

**PEACHES Continued**

The **MAY PRIDE** Peach is a very early ripening for warm winter climates.



Ripens in May about the same time as Desert Gold. Delicious, sweet, and tangy, semi-freestone when fully ripe. Very large for such an early peach, Large showy pink blossoms.

(sf) = Semi-freestone.

Chill Hours = 150

Fertility = Self-Fertile

Projected Harvest = Late May

**PRE-ORDER
NOW**

***MID-PRIDE** Peaches are the best yellow freestone for the warm winter climates of Phoenix.



***One of Greg's favorite fruit trees for the Valley!**

Mid-Prize is the best yellow freestone for the warm winter climate of Phoenix. It has exceptional flavor and dessert-quality fruit which ripens in late June. The tree produces large, sweet, yellow, free-stone (seed separates easily from flesh) fruit that is ideal for fresh eating. As with other peaches, this tree has magnificent pink blossoms in spring, vibrant green foliage through summer, and then goes dormant, losing its leaves for the winter months.

(f) = Freestone.

Chill Hours = 250

Fertility = Self-Fertile

Projected Harvest = Late June harvest



**PRE-ORDER
NOW**

Planting Tip: Plant your new tree in a mound within the basin so that the soil-covered root flare sits 4-6 inches above ground level. As it settles over time, the tree will be at an appropriate height for the area.

Thinning Tip: For the first two years after planting a fruit tree, allow the tree to focus on growing roots. Before fruit are about dime-sized, brush off or snip the fruit off the branches.



PEACHES Continued

The **STARK SATURN DONUT** peach is a unique, white-fleshed fruit with a sunken center, shaped much like a donut, hence the name.



This freestone, heavy bearing tree has a sweet fruit with a mild flavor, described by some as almond-like. Originating from China circa 1869. Disease resistant to bacterial leafspot. Tends to bloom early, and fruit will not store for long. Also called Saucer or Peento Peach, this variety has been much requested by local growers. Needs regular pruning.

(f) = Freestone.

Chill Hours = 200-300

Fertility = Self-Fertile

Projected Harvest = Late June

**PRE-ORDER
NOW**

The **SAUZEE SWIRL** is a great new saucer WHITE "Donut" style peach.



Beautiful white flesh with red marbling and a pronounced flavor that keeps you wanting more. Medium sized clingstone fruit harvests in mid to late may in central California, a full month before the Stark Saturn. The ripe fruit is distinctively ornamental hanging in the tree, and beautiful when served cut open. Produces nicely in Greater Phoenix area.

(cl) = Clingstone.

Chill Hours = 400

Fertility = Self-Fertile

Projected Harvest = Mid May for 2 weeks



**PRE-ORDER
NOW**

***TROPIC SNOW** Peaches are a delicious white freestone for warm winter climates.



***One of Greg's favorite fruit trees for the Valley!**

Tropic Snow is delicious with balanced acid and sugar and superb flavor. Harvest begins early-June. This tree is graced with lovely, showy blossoms in the spring. Originally from Florida, Tropic Snow was introduced in the west in 1988.

(sf) = Semi-freestone.

Chill Hours = 200

Fertility = Self-Fertile

Projected Harvest = Beginning of June




**PRE-ORDER
NOW**

**PEACHES Continued*****EARLY BIRD – PEACH BUNDLE!****PRE-ORDER
NOW**

Get one each: **DESERT GOLD, MID-PRIDE,** & either the **TROPIC SNOW** or **SAUZEE SWIRL** peach trees for the best tasting harvest with successive ripening to help spread out the joy.

Only available thru last weekend in October, while supplies last.
This bundle is priced to SAVE additional \$ off individual item pricing.
No Substitutions.

**>>>> - PLUMS - <<<<**

Sold as = Bare root, on NemaGuard

The **BEAUTY** is a sweet, flavorful Japanese plum which is more widely adapted than Santa Rosa.



The Beauty has medium sized fruit with red-over-yellow skin and beautiful amber flesh which is streaked with red. It ripens early before the high summer heat. A good pollinator for other plums.

Chill Hours = 250

Fertility = Self-Fertile. Can serve as pollinator for our plum blends

Projected Harvest = Mid May to End of June**PRE-ORDER
NOW**

METHLEY, one of the earliest ripening, is a juicy, sweet plum with red flesh and mild flavor.



The attractive tree with stunning white flowers is heavy bearing and vigorous. Extremely cold hardy. A Japanese plum which produces more flowers than traditional European plums, growing clusters of fruit on strong limbs. Great tree for beginners. A superb pollinator for other Japanese plums.

Chill Hours = 250

Fertility = Self-Fertile, Can serve as pollinator for our plum blends

Projected Harvest = Mid-May to end of June**PRE-ORDER
NOW**



PLUMS Continued

SANTA ROSA is the most popular plum in California and Arizona.



These Japanese plums are juicy, tangy, & flavorful with reddish-purple skin and amber flesh with a reddish tinge. The Santa Rosa ripens in mid-June in southern Arizona. A popular cross pollinator for plum blends.

Chill Hours = 300

Fertility = Self-Fertile. Cross pollinator for our plum blends.

Projected Harvest = June



**PRE-ORDER
NOW**

The **WEeping SANTA ROSA** semi-dwarf plum is one of the most flavorful, aromatic Japanese plums when fully ripe.



The beautiful 8-10 ft tree has a weeping growth habit with long, limbs that bow gracefully to the ground and are easily espaliered. A showpiece tree that can transform the aesthetics of a yard. Not great for narrow spaces.

Subject to availability from the grower.

Chill Hours = 300

Fertility = Self-Fertile

Projected Harvest = June

**PRE-ORDER
NOW**

>>>> - PLUM BLENDS - <<<<

Sold as = Bare root, Rootstock as listed

FLAVOR DELIGHT APRIUM is an apricot-plum hybrid ($\frac{3}{4}$ apricot, $\frac{1}{4}$ plum).



Resembles an apricot but with a distinctive flavor and texture all its own. With a good balance between acid and sugar, produces high taste scores, and is one of the most flavorful early season fruits.

(E) Experimental. – harvests not yet confirmed at Urban Farm

Sold as = Bare root, on Nemaguard

Chill Hours = Less than 300

Fertility = (1+) Self fruitful, but better with another apricot.

Projected Harvest = Early to mid-June.



**PRE-ORDER
NOW**



PLUM BLENDS Continued

FLAVOROSA® is an interspecific **PLUOT**, with plum and apricot parentage.



A treat of the very early season, Flavorosa is a medium-sized Pluot® with beautiful, dark purple skin and red flesh. Resembling a plum, this fruit has much more concentrated flavor and juicy flesh. Mild, sweet flavor. Very early ripening. The spreading tree is moderately vigorous.

(E) Experimental – harvests not confirmed at Urban Farm

Sold as = Bare root, on Myro 29c

Chill Hours = 250

Fertility = (+) Cross pollinated by Japanese Plums

Projected Harvest = Late May thru mid-June



**PRE-ORDER
NOW**

Cross Pollination Tip: Two trees that cross pollinate do not need to be *right* next to each other. Bees and other pollinating workers *can* travel a mile or more on their pollen routes; however, 20 feet is a good separation limit to set for your best cross pollination results.

SWEET TREAT is the first of its kind, the **PLUERRY™** - a new fruit type from the genius of Floyd Zaiger.



This taste-test favorite is a complex interspecific hybrid, predominantly of plum and cherry, combining the sweetness of a cherry with that summer fresh plum zing. Much larger than a cherry, this precocious and prolific variety will hang on the tree for over a month, and the colorful fruit make Sweet Treat a true ornamental.

Sold as = Bare root, on Myro 29c

Chill Hours = 450

(Successful harvests at Two Peace in a Pod)

Fertility = (+) Cross pollinated by Japanese Plums

Projected Harvest = Mid-June thru July



**PRE-ORDER
NOW**



Bulk Savings Tip:



Variety grouped **Early Bird Specials** include our **Apple, Apricot, Peach, and Plum** bundles.

Be sure to order by last Saturday in October for *best* pricing options.

And if you are purchasing three or more bare root trees, check out the **Perfect Pick Bundle** above to see if those varieties are available as a bundling option during our Early Bird Season.



PLUM BLENDS Continued

*EARLY BIRD – PLUM BUNDLE!

**PRE-ORDER
NOW**

Choose one each: **a PLUM and a PLUM BLEND**
for cross pollination on the plum blend.

Only available thru last weekend in October, while supplies last.
This bundle is priced to SAVE additional \$ off individual item pricing.
No Substitutions.



>>>> - MULBERRIES - <<<<<

Sold as = as listed; Rootstock = self

DWARF BLACK MULBERRY - It's the *berry* that's dwarf, not the bush.



*Greg's favorite bush can grow tall as a tree!

This plant can be grown as a bush or a tree the choice is yours. It is quite easy to grow and is a VERY abundant producer of **sweet, dime-sized, blackberry-like fruit**. It performs exceptionally well and produces fruit from March into June.

Can be kept under 8 feet tall with adequate pruning. They grow into a large bush or tree which can reach a mature height of up to 8' to 16' tall. And while this is technically a BUSH plant, once established it does well on a less frequent, yet deeper, TREE watering schedule. They are disease & insect resistant. Greg found that the less pruned tree version was far more prolific with fruit

Savings Tip: Dwarf Black Mulberries make excellent hedges.

Take advantage of the **Buy Three, Get One Free** offer on this variety. Simply check the box when ordering online for this bulk special.

Sold as = Potted, 4" x 4" x 9" container

Fertility = Self-Fertile

Projected Harvest = March into June

Special Note = Buy 3 Get 1 Free Bundle Available

**PRE-ORDER
NOW**

**MULBERRIES Continued**

These are female mulberry trees which do not produce pollens and do not conflict with [Phoenix municipal codes](#).

PAKISTANI MULBERRY trees are large leafed, vigorous, fast-growing trees which are disease and drought resistant.



****Janis's favorite fruit tree – as it produces early and abundantly for several weeks.**

A common fruit in and around the Middle East. Mulberries are eaten raw, and used in pies, jams, jellies, and beverages. The Pakistani variety produces long (up to 3 inches), firm, sweet, red-to-deep-purple colored fruit with non-staining juice. The fruits ripen in stages over several weeks, providing an extended, delicious harvest.

Sold as = Bare root or potted 5-gallon, Approx. 5-7 ft tall

Fertility = Female, Self-Fertile

Projected Harvest = Mid-April - Early May

**PRE-ORDER
NOW**

ILLINOIS EVERBEARING MULBERRY trees are large leafed, vigorous, fast-growing trees similar to the Pakistani.



****NEW as of 2023. Experimental until we can confirm they fruit in our area.**

One of the best Mulberry varieties prized for its tasty 1.5-inch-long fruit and its long ripening season, late June until early fall. Given the late ripening we are considering this an experimental tree for the moment. HOWEVER, given how hardy mulberries are in general we think that it will fruit just fine into the late summer.

Exotic, sweet, and delicious, mulberries are a very popular, tasty treat. Mulberry fruit resembles a Blackberry and is delicious eaten fresh. It can also be dried for tasty winter snacks. Mulberries are pest and disease resistant

and form an attractive tree with dark green, tropical foliage. It sometimes starts producing the first year after planting! It becomes a large shade tree very quickly, often growing 3'-5' per year in favorable conditions.

Sold as = Potted, 4" x 4" x 9" container

Fertility = Female, Self-Fertile

Projected Harvest = Late June, Early Fall

**PRE-ORDER
NOW**



>>>> - JUJUBES - <<<<

Sold as = bare-root; Rootstock = self

The **CONTORTED JUJUBE** has signature contorted branching for a distinctive addition to any landscape.



Also known as Chinese dates. The round-shaped fruits, similar to the Li Jujube, are reddish-brown. When fully ripe in early fall, Jujubes are eaten firm and crunchy or room-dried to date-like chewy sweetness. Jujube trees are attractive, easy-to-grow trees: hardy, drought resistant, virtually pest and disease free. Requires long, hot summer. Very low chilling requirement.

Caution these trees have long thorns, which can be an excellent deterrent tree to keep larger animals at bay.

Chill Hours = 150

Fertility = (S+) Self-Fruitful. Extra harvest possible with assist by Li or Lang jujubes.

Projected Harvest = Late August

**PRE-ORDER
NOW**

The **LANG JUJUBE** has pear-shaped fruits which are reddish-brown, dry, wrinkled, sweet, and chewy (like dates).



Jujubes are also known as Chinese dates. Jujube trees are attractive, easy-to-grow trees: hardy, drought resistant, virtually pest and disease free. Requires long, hot summer. Very low chilling requirement. The Lang jujube can serve as a pollinating boost to other jujubes.

Caution these trees have long thorns, which can be an excellent deterrent tree to keep larger animals at bay.

Chill Hours = 150

Fertility = (S+) Self-Fruitful. Extra harvest possible with assist by Li or other jujubes.

Projected Harvest = Late august

**PRE-ORDER
NOW**

The **LI JUJUBE** has round-shaped fruits which are larger than the Lang.



Reddish-brown, dry, wrinkled, sweet, and chewy (like dates) when fully ripe in early fall. Jujubes are also known as Chinese dates and produce sweet chewy fruit similar to dates. Jujube trees are attractive, easy-to-grow trees: hardy, drought resistant, virtually pest and disease free. Requires long, hot summer. Very low chilling requirement.

Caution these trees have long thorns, which can be an excellent deterrent tree to keep larger animals at bay.

Chill Hours = 150

Fertility = Self-Fertile. Good cross for both Contorted and Lang

Projected Harvest = Early September

**PRE-ORDER
NOW**

>>>> - **SPECIALTY, BARE ROOT** - <<<<

Sold as = bare root; Rootstock = self

The **PINEAPPLE QUINCE** is popular for its firm aromatic white flesh with a delicious pineapple-like flavor, great for baking.



This large pear-shaped fruit has smooth, golden yellow skin that is good for fresh eating or for fine jellies. The Pineapple Quince is self-fertile and ripens August to September. Cold hardy, yet with low chilling requirement, it makes a lovely landscaping tree with ornamental rose-pink blooms and twisted branches for winter interest.

A pome fruit like its apple and pear cousins, the quince is a traditional fruit in many cultures. This tree can bear heavy crops of large, tart fruit used in baking, jams, and jellies.

Chill Hours = 300 and cold hardy

Fertility = Self-Fertile

Projected Harvest = August to September

**PRE-ORDER
NOW**


***EARLY BIRD SPECIAL – “PERFECT PICK”!**

**PRE-ORDER
NOW**

Pick **three bare root deciduous** fruit trees from the available options for additional early bird savings.

(Jujube, Pakistani Mulberry, Quince, some peaches and plum blends excluded)

**Only available thru last weekend in October, while supplies last.
Priced to SAVE additional \$ off individual item pricing.**



Bare Root Planting Tip: There is a difference between a graft point and a root flare. You can ask our team to point these out to you when you pick up your tree.

A **GRAFT POINT** is part of the trunk and is the *joining point* of the tree's fruiting wood and the root stock; this part should NEVER be buried below the soil. It is helpful to protect this part with tree wrap for the first couple years.

The **ROOT FLARE** is the transition point at the base of the trunk where roots start extending outward. This is the part that marks where ground level is (after settling), and soil should just barely cover.



BARE ROOT PLANTING RECOMMENDATIONS:



BASIC METHOD

Use 2 bags of Farmer Greg's Planting Mix for each hole. 60% Greg's Mix, 40% native soil. Any left over after planting can be used to help make the basin berm. After planting, fill the 6-foot-wide basin with 4 bags woody mulch.



Level up Your Tree Care: INTERMEDIATE METHOD

Each bare root tree will need at least **TWO** portions of planting amendments and fertilizer in the hole for best results. **That means for EACH tree hole:** 2 pound each of Azomite, Worm Castings, and organic fertilizer and 2 ounces Myco



Level up Your Tree Care: ULTRA SUCCESS METHOD

Prepare a root soak: in a tub, tray, or wheelbarrow with 4 to 5 gallons of water with 3 capfuls or 15-20 ml each Essence and Soul (See our General Store section). Soak the roots in this bath for 15-30 minutes before planting. Then pour the left-over solution into the basin around the newly planted tree as part of the watering-in step. This process hydrates the roots and feeds the microbes in the soil which release vitamins and minerals from the nutrient solution. These nutrients are going to be the first food source the roots encounter as they wake up and grow out into the soil.

END OF DECIDUOUS TREES SECTION



Deciduous Trees, Potted

Pick-up from Nursery Lot in **JANUARY**.

Small potted *Deciduous* fruit trees arrive in **January as well**. They are also in a mostly dormant stage. Potted deciduous trees must be picked up from the lot in January and planted soon.

NOTE: Each of these items needs *at least 1* full portion of starter amendments.

Potted 4" x 4" x 9" Sizing

Our **Figs and Olives**, come in a grower's pot that is 9 inches tall with the plants being 10 to 20" tall. These plants fit in most any car for easy transport.

>>>> - **FIGS** - <<<<

Sold as = Potted 4" x 4" x 9" container.
Rootstock = self

BLACK MISSION Figs have purplish-black skin, strawberry-colored flesh.



Rich flavor, excellent fresh eating quality. The trees can grow to be quite large and are long-lived and heavy bearing, producing two crops per year. Prune to any shape. Can be grown in a pot with proper care. Water weekly in extreme heat, or if in container.

Chill Hours = 100

Fertility = Self-Fertile.

Projected Harvest = Two crops per year, Spring and Fall.

**PRE-ORDER
NOW**

DESERT KING Figs have light green skin and strawberry colored pulp.



Rich flavor, excellent fresh eating quality. Large breba (spring) crop. Later crops are lighter in hot climates, heavier in coastal climates. Prune to any shape. Water weekly in extreme heat, or if in container.

Chill Hours = 100

Fertility = Self-Fertile

Projected Harvest = Two crops per year, large in Spring and light in Fall.

**PRE-ORDER
NOW**



FIGS Continued

JANICE SEEDLESS KADOTA: delicious, sweet 'white' fig with amber pulp.



****Janis's favorite fruit for taste & production.**

Delicious, light greenish-yellow fruit with practically no seeds. Prune to any shape. The trees can grow to be quite large and are long-lived and heavy bearing, producing two crops per year. Can be grown in a pot with proper care. The fruit can be eaten fresh, dried, or canned. Water weekly in extreme heat, or if in container.

Chill Hours = 100

Fertility = Self-Fertile.

Projected Harvest = Two crops per year, Spring & Fall

**PRE-ORDER
NOW**

PETER'S HONEY Fig: a beautiful, shiny fruit, greenish-yellow when ripe.



Very sweet, dark, amber flesh. High quality. Superb for fresh eating. Originated in Sicily. Good cold tolerance. Can be grown in a pot with proper care. The fruit can be eaten fresh, dried, or canned. Water weekly in extreme heat, or if in container.

Chill Hours = 100-200

Fertility = Self-Fertile.

Projected Harvest = Two crops per year, Spring and Fall

**PRE-ORDER
NOW**

VIOLETTE de BORDEAUX Fig: small to medium size purple-black fruit.



With a very deep red strawberry pulp and distinctive, sweet, rich flavor in the 'berry' family of fig flavors it is sometimes described as having a strawberry jam and tannin flavor. The medium size figs are pear-shaped with a thick, tapering neck, main crop figs are variable, often without neck. Can be grown in a pot with proper care. Excellent fresh or dried. Good for small spaces. Hardy. Water weekly in extreme heat, or if in container.

Chill Hours = 100

Fertility = Self-Fertile.

**PRE-ORDER
NOW**

>>>> - **OLIVES** - <<<<

Sold as = Potted 4" x 4" x 9" container.
Rootstock = self

KORONEIKI Olive is a Greek variety with small fruit and excellent oil.



Originally cultivated on the plains, lower hillsides, and coastal areas of Crete where the climate is relatively warm. Adapts well in high density orchards, early producer. Very small fruit size. Excellent oil quality with very high polyphenols. Fruit yield is high with a slight tendency for alternate bearing.

Fertility = Self-Fertile, Can serve as pollinator

Projected Harvest = Early to Mid-November

**PRE-ORDER
NOW**

The **MANZANILLO** is the classic table olive.



It's a large variety that can be eaten both green and ripe black. This variety becomes fruitier and less bitter as it ripens. Moderately cold hardy.

Chill Hours = Moderately cold hardy

Fertility = S+ Self-fruitful but produces higher yields with another variety near.

Projected Harvest = Nov - early Dec

**PRE-ORDER
NOW**

POTTED PLANTING RECOMMENDATIONS:



**Level up Your Tree Care:
INTERMEDIATE METHOD**

Follow the potted planting recommendations listed at the end of the **Deciduous Bushes & Vines** section for Olives and Figs. However, for best results, figs and olives will do better with **TWO portions** of planting amendments in the hole.

END OF DECIDUOUS POTTED TREES SECTION



Deciduous Bushes & Vines

Pick-up from Nursery Lot in **JANUARY**.

Our collection of deciduous bushes and vines are selected for their climate and season appropriateness for Desert Southwest Area.

These items are potted in grower's pots and are available for pick-up in **January** typically in a semi to mostly dormant stage as that is the best time to plant them. Transplant these **well before** the heat starts in April and May. Some shade is recommended until the plant is acclimated to your space.

NOTE: Each of these items needs at least 1 full portion of starter amendments.

Potted 4" x 4" x 9" Sizing

Our **deciduous bushes and vines as well as Figs and Olives**, come in a grower's pot that is 9 inches tall with the plants being 10 to 20" tall. These plants fit in most any car for easy transport.

>>>> - **BERRIES** - (Bush & Vine) - <<<<

Sold as = Potted 4" x 4" x 9" container.
Rootstock = self

--- **BLACKBERRIES** ---

The **BLACK SATIN** Blackberry is a very productive, vigorous plant with large, firm, berries which have a sweet, delicious flavor.



It is one of the easiest fruits to grow at home. It will require some support for its limber, self-trailing vines. It is a midseason producer, with crops ready May into July. These berries are a favorite for jams, jellies, pies, and just eating fresh. They keep well. This variety is self-pollinating but is more productive when planted with another variety. Hardy to 15 degrees below 0 (and if we ever get that here in Phoenix your blackberries will be the last thing you are thinking about). Can grow as a bush or a vine.

(S+) Extra yield with a cross pollinator berry nearby.

Chill Hours = Hardy to -15 degrees below zero

Fertility = (S+) Extra yield with another variety

Projected Harvest = May-July

**PRE-ORDER
NOW**

**BERRIES Continued**

The **TRIPLE CROWN** is a semi-trailing, thorn-less blackberry vine with medium to large, flavorful berries.



Its dense foliage helps to prevent sunscalds. The blackberry can be grown as a bush or as vine depending on pruning technique. The vigorous vines grow up to 15 feet long and do require support. Triple Crown is very productive, produces reliable harvests, and is a widely adapted, excellent home garden variety.

Fertility = (S+) Extra yield with another variety

Chill Hours = 100

Projected Harvest = May-June

**PRE-ORDER
NOW**

--- BLUEBERRIES ---

--- Must be planted in pots, not for valley soils. ---

These six **blueberries** are specifically picked for General Phoenix area by our Dave Wilson rep.
Special Note: Blueberries are considered **experimental** due to additional growing care needs.

EMERALD: Southern Highbush blueberry, NEW for 2024!!

Produces abundant clusters of large to very large berries with tasty, balanced sweet flavor. Very productive and highly rated. (E) Experimental - See online description for potting & care instructions.

Fertility = (S+) Extra yield with another variety

Chill Hours = 250 or less

Projected Harvest = June

**PRE-ORDER
NOW**

JEWEL: Southern Highbush blueberry, NEW for 2024!!

One of California's leading commercial varieties due to its high adaptability. Exceptional growth and high yields. Recommend large containers for the best results. (E) Experimental - See online description for potting & care instructions.

Fertility = (S+) Extra yield with another variety

Chill Hours = 200

Projected Harvest = June

**PRE-ORDER
NOW**



BERRIES Continued

--- More BLUEBERRIES---

MISTY: A Southern Highbush blueberry, especially flavorful.



Early season. In the West Misty is quite vigorous, growing very well on the coast and in the inland heat. Recommend large containers for the best results. This especially flavorful fruit does well in areas with low chill hours, and all areas with mild winters and hot summers. (E) Experimental - See online description for potting & care instructions.

Fertility = (S+) Extra yield with another variety

Chill Hours = 150

Projected Harvest = Mar-Jun

**PRE-ORDER
NOW**

O'NEAL: A Southern Highbush blueberry, NEW for 2024.



Large fruit is especially sweet and flavorful. Early season. Soil must be acidic, high in humus. 5-6 ft. bush. Self-fruitful, but plant two varieties for largest crops. Recommend large containers for the best results. (E) Experimental - See online description for potting & care instructions.

Fertility = (S+) Extra yield with another variety

Chill Hours = 200

Projected Harvest = May

**PRE-ORDER
NOW**

SHARPBLUE: A Southern highbush blueberry, nearly evergreen.



Excellent flavor. Nearly evergreen in mild winter climates. Recommend large containers for the best results. Can bear fruit nearly year-round. Vigorous plant can grow to 6 ft. Produces dime-sized dark blue fruit. (E) Experimental - See online description for potting & care instructions.

Fertility = (S+) Extra yield with another variety

Chill Hours = 200

Projected Harvest = Late May, early June

**PRE-ORDER
NOW**

Feeding Your Blueberries:

Use a Humic Acid based fertilizer. We like HEART plus ESSENCE. Feed your Blueberries every two months (Feb, April, June, Aug, Oct). They need to be containerized in a large container of at least 30-gallon capacity. Put 2-3 varieties in 1 container. The soil **MUST** be well drained and kept acidic! Partial shade to most sun with shade in the mid to late afternoon.

**BERRIES Continued****SUNSHINE BLUE: Southern Highbush blueberry, NEW for 2024**

Great flavored firm berries. Semi-dwarf evergreen bush with great fall color. Showy hot pink flowers fade to white in spring. Recommend large containers for the best results. (E) Experimental - See online description for potting & care instructions.

Fertility = (S+) Extra yield with another variety

Chill Hours = 150

Projected Harvest = June

**PRE-ORDER
NOW**

--- BOYSENBERRIES---**BOYSENBERRIES are a cross between blackberries and raspberries.**

They are intensely flavored and aromatic. The thorn-less vines are fast growing and require support. The dark maroon to purple fruit is good eaten fresh, canned, or used for syrups. They are a bramble bush and will spread extensively if given the chance. Control can be implemented, and growth encouraged with a trellis to cling to and pruning of the canes at the end of the year.

Fertility = Self-Fertile

Projected Harvest = May-July

**PRE-ORDER
NOW**

--- GOJI BERRIES---**GOJI BERRIES, AKA wolfberries, are a Himalayan fruit.**

They have the highest antioxidant level of any fruit type, containing all 18 amino acids as well as huge amounts of vitamin A, B1, B2, B6 and vitamin E. Gram for gram they are packed with more iron than steak and spinach, and more beta carotene and vitamin C than carrots and oranges, respectively. The bright red fruits are used either fresh or dried. Gojis are drought tolerant once established and very cold hardy. We recommend a contained growing space as it can spread through suckering root system.

Chill Hours = Drought tolerant & cold hardy

Fertility = Self-Fertile

Projected Harvest = April-October

**PRE-ORDER
NOW**

BERRIES Continued



--- MULBERRIES---

DWARF BLACK MULBERRY - It's the *berry* that is dwarf, not the bush.



*Greg's favorite bush; can grow tall as a tree!

This plant can be grown as a bush or a tree, the choice is yours. It is quite easy to grow and is a VERY abundant producer of **sweet, dime-sized, blackberry-like fruit**. It performs exceptionally well and produces fruit from March into June.

Can be kept under 8 feet tall with adequate pruning. They grow into a large bush or tree which can reach a mature height of up to 8' to 16' tall. And while this is technically a BUSH plant, once established it does well on a less frequent, yet deeper, TREE watering schedule. They are disease & insect resistant. Greg found that the less pruned tree version was far more prolific with fruit

Savings Tip: Dwarf Black Mulberries make excellent hedges.

Take advantage of the **Buy Three, Get One Free** offer on this variety. Simply check the box when ordering online for this bulk special.

Sold as = Potted, 4" x 4" x 9" container

Fertility = Self-Fertile

Projected Harvest = March into June

**PRE-ORDER
NOW**

--- RASPBERRIES---

The famous, ever-bearing **BABA RED** Raspberry produces large red berries up to 1" long which are highly regarded for flavor.



The plant is widely adapted from southern California to Virginia and is much more tolerant of summer heat than other raspberries. The Baba Red has a fine flavor and good for jams, jellies, cooking, baking, and eating fresh. This is a berry bush that can be supported on a trellis.

A first-year cane on a raspberry or grape plant is called a primocane, and a second-year cane is a florican. Traditional summer bearing raspberries produce one harvest each summer and only on their florican. On those plants the two-year-old canes are pruned out in late fall or winter, after bearing fruit. However, the Baba Red is an Everbearing variety which will produce on the top half of primocanes the first fall, and then on the lower half the following Spring.

Chill Hours = Best in UDSA Zones 4-11, Hardy to zero degrees

Fertility = Self-Fertile

Projected Harvest = June, additional crop in fall

**PRE-ORDER
NOW**

>>>> - **GRAPES** - <<<<

Sold as = Potted 4" x 4" x 9" container.
Rootstock = self

BLACK MONUKKA Grapes are large with a characteristic rich flavor.

Originally from India and were received by the USDA from England around 1910. Mostly found in specialty markets. Popular for home garden use, the vines are vigorous and productive with either spur or cane pruning. Average crops will ripen a little ahead of Thompson Seedless. These grapes are good eaten fresh and are often dried for raisins.

Chill Hours = 100

Fertility = Self-Fertile.

Projected Harvest = Mid-June

**PRE-ORDER
NOW**

The FLAME is a medium-sized, light red grape which is crisp, sweet, and has excellent flavor.

They are used fresh or dried for raisins. Flame requires summer heat and ripens early typically before Thompson. The vines are vigorous and hardy; and can be either cane or spur pruned. This heavy bearing table grape keeps well in storage. Pick when ripe as they do not ripen after harvest.

Chill Hours = 100

Fertility = Self-Fertile.

Projected Harvest = Early to Mid-June

**PRE-ORDER
NOW**

PRINCESS is a mid-season white seedless table grape.

Produces large, greenish white berries. The harvest period is just ahead of, or about the same time as, Thompson Seedless. Clusters are conical with small to medium shoulders, and generally less compact than Thompson. Berry shape is generally like Thompson Seedless, although berry size may be greater with cultural practices. Firm berries have a slight floral or muscat character when fully mature. Princess is a vigorous-growing grape and should have plenty of cover to protect it from sun exposure.

Chill Hours = 100

Fertility = Self-Fertile.

Projected Harvest = Early to Mid-June

**PRE-ORDER
NOW**



GRAPES Continued

THOMPSON is the most popular grape grown in California and Arizona.



The seedless fruit is pale green, very sweet and is either eaten fresh or used for raisins. Thompson thrives in summer heat. Thinning the clusters will produce larger berries. The vigorous vines should be cane pruned.

Chill Hours = 100

Fertility = Self-Fertile

Projected Harvest = Mid-June

**PRE-ORDER
NOW**

>>>> - POMEGRANATES - <<<<<

Sold as = Potted 4" x 4" x 9" container.
Rootstock = self

ARIANA is a medium to large, rich red fruit with deep red, tart but sweet seeds.



The seeds are small and soft making this Pomegranate excellent for fresh eating. This is reported to be an excellent producer with great flavor. It was tied for the top spot as the highest rated Pomegranate in the UC Davis trials in 2008! Grows To: 10 to 12' tall x 4 to 6' wide.

Chill Hours = 100

Fertility = Self-Fertile.

Projected Harvest = Oct- Nov

**PRE-ORDER
NOW**

The **CRANBERRY** is a medium sized pom fruit, with cranberry red exterior, light to deep red arils, small seed.



Mild acidity, flavor rated as very good. Developed by University of California. Grown as trees or shrubs, pomegranates can serve as excellent screening plants in the landscape.

Chill Hours = 150


Fertility = Self-Fertile.

Projected Harvest = Oct- Nov

**PRE-ORDER
NOW**

POMEGRANATES Continued

DESERTNYI has a firm texture and a flavor reminiscent of orange juice.



A special selection from the Turkmenistan collection of world-famous hybridist Gregory Levin. Desertnyi translates to English as dessert, and it is a real dessert treat. Light orange rind contrasted by dark red arils makes for a unique look. Excellent sweet-tart balance with citrus overtones. Very soft edible seed. = A TOP Favorite of Tom Spellman.

Grown as trees or shrubs, pomegranates can serve as excellent screening plants in the landscape.

Chill Hours = 200

Fertility = Self-Fertile.

Projected Harvest = Sep-Nov

**PRE-ORDER
NOW**

EVERSWEET Pomegranate are very sweet, even when they are immature.



The light-red-skinned fruit is virtually seedless and has clear, non-staining juice. Eversweet is ready to harvest by late summer and into the fall. It can be grown as an 8-10 ft. arching shrub or trained as a tree or espalier. The plant produces beautiful, large, showy, orange-red flowers in the spring.


Chill Hours = 150-200

Fertility = Self-Fertile.

Projected Harvest = Aug to Mid-Nov

**PRE-ORDER
NOW**

PARFIANKA Pomegranate's large red fruit is sweet with a hint of acidity.



The arils are red with small, edible seeds. The vigorous, upright plant dependably sets a heavy crop and can be maintained at any height with summer pruning. Parfianka always receives the highest praise for overall flavor and is great for juice or eating fresh.

Chill Hours = 150-200

Fertility = Self-Fertile.


Projected Harvest = Sep-Nov

**PRE-ORDER
NOW**



POMEGRANATES Continued

WONDERFULS have large, purple-red arils with a delicious, tangy flavor.



They have been proven to be one of the best pomegranates for hot inland climates. Wonderfuls are long-lived and do well in any soil. In the springtime they produce gaudy reddish-orange blooms and are often used as ornamental foliage plants.

Chill Hours = 150

Fertility = Self-Fertile.

Projected Harvest = Sep-Nov

**PRE-ORDER
NOW**

POTTED PLANTING RECOMMENDATIONS:

Use 1.5 to 2 bags of Farmer Greg's Planting Mix for each hole. 60% Greg's Mix, 40% native soil.

Any left over after planting can be used to help make the basin berm. After planting, fill the 6-foot-wide basin with at least 4 bags woody mulch to start a 6-inch-deep layer of healthy protection.



Level up Your Tree Care: INTERMEDIATE METHOD

Each small **potted** plant will need at least **ONE** portion of planting amendments in the hole. **That means for EACH small potted hole:** 1 pound each: Azomite, Worm Castings, and organic fertilizer, and 1-ounce Myco.



Level up Your Tree Care: ULTRA SUCCESS METHOD

For best success, spray the entire hole until very wet with a nutritional solution to stimulate growth.

Mix 1/4 ounce (1.5 capfuls) each **Heart**, **Noble Gills**, **Soul**, and **Essence** with 1/2-gallon water.

Pour leftover solution on the tree basin before laying mulch layer, and water deeply. This process feeds the soil microbes so they can release vitamins and minerals from the nutrient solution. These nutrients are going to be the first food source the roots encounter as they grow out into the soil.

END OF DECIDUOUS BUSHES & VINES SECTION

Citrus Trees

Pick-up from Nursery Lot in **SEPTEMBER**.

Our citrus season is quick due to the high demand for citrus in Arizona. We place our order by the beginning of September and get the potted trees in 2-3 weeks. This is the best time to get healthy trees, and the best time to plant them so they have a chance to get a little established before the winter chills and freezes arrive.

Citrus Tree Sizing

We will offer both 5-gallon and 15-gallon potted citrus depending on what our grower has in stock.



Five gallon (#05 potted)

These citrus trees are typically 2-3 years old and about 4-5 ft tall in the pot depending on the variety. These trees need the full three years from planting to get established. **Plant with 2 portions of amendments and our 6-6 rule for best results.**

Be sure to knock off all fruit as they set during this initial period to allow the roots to grow deep and strong. Keep soil moist for first month. Then follow all our watering and fertilizing instructions.

Some varieties might be staked for transport. Be sure to replace the transport stake by following our staking instructions. Foliar feed these trunks during first couple years to help build trunk strength.

If transporting in open bed, be sure to cover with sheet or light tarp.

Fifteen gallon (#15 potted)

These citrus trees are typically 3-4 years old and about 5-6 ft tall in the pot depending on the variety. These trees need at least two years from planting to get established before allowing to fully fruit. **Plant with 2 portions of amendments and our 6-6 rule for best results.**

Be sure to knock off all fruit as they set during this initial period to allow the roots to grow deep and strong. Keep soil moist for first month. Then follow all of our watering and fertilizing instructions.

If it is staked when you get it, be sure to replace transport stake by following our staking instructions.



END OF CITRUS SECTION
IN THIS CATALOG



General Store Basics

How do you plant a new fruit tree if you don't have everything you need? Included in the General Store catalog are the soil, mulch, organic fertilizer, and dry & liquid amendments we endorse, as well as a few tools and supplies to help you succeed. Of course, we have books and a few reference items to help as well.

Fruit trees need nutrition, both for their own resilience to climate and pests, and to help produce tasty fruit. We have been working with our network of experts to create a Nutrition Schedule to make this process easier. Included at the end of the **General Store Catalog** is a series of pages to help explain how, with what, how much, and when to feed your trees. Laminated versions of the Nutrition Schedule are available to buy.

Gift Certificates are available with or without email delivery; and we have an option for a customized printable PDF for those times you want to hand deliver something a little nicer.

TREE PLANTING SUPPLIES CALCULATOR

What do you need to PLANT a fruit tree according to the Urban Farm Fruit Tree Program recommendations? To help get you started, we have identified the minimum quantities for the items you need to plant your tree and set you up with basic supplies and tools. Use our calculator worksheet here or download a copy of our online version (it does not work until you download it):

[Click Here for online calculator](#)

STEP 1 COUNT UP YOUR TREES AND POTTED ITEMS

Number full size trees (5g & 15g potted and bare root)	_____	X 2 =	_____
Number small potted items	_____	X 1 =	_____
		Total =	_____ (F)

STEP 2 MULTIPLY THAT (F) NUMBER HERE TO DETERMINE BASIC PLANTING SUPPLY QUANTITIES TO START WITH

Farmer Greg's Planting Mix	(F) _____	X 1 =	_____	Bags
Top Mulch (Wood Chips)	(F) _____	X 2 =	_____	Bags
Dry Amendment Portions	(F) _____	X 1 =	_____	Portions
Organic Fertilizer Granules	(F) _____	X 1 =	_____	Pounds
Liquid Amendments	_____	1 =	1	Set of 4
Moisture Meter	_____	1 =	1	Each
Soil Probe	_____	1 =	1	Each

Urban Farm's Signature Pricing Deals

"Buy 3-Get 1 Free"

Soils, mulch, etc. A few years ago, we started offering a "Buy 3-Get 1 Free" deal on some of our soils and mulch. This has become one of our signature specials which we still offer on our planting mixes, top mulch (wood chips), and compost. We have extended that special to a few other items in our catalog like drip circles, tree wrap, and recently added it to one of our plants – the Dwarf Black Mulberry.

To take advantage of this special, look for 'SAVE WHEN BUYING IN BULK' option online for those items. Be sure to click once to activate the Urban Farm Bundle and you will see the blue check mark. This changes the purchase to SETS of FOUR instead of individual items. Then select your quantity.

To get SINGLE ITEMS

Leave box unchecked:

SAVE WHEN BUYING IN BULK

Urban Farm Bundle ⓘ

☐ Buy 3 - Get 1 Free

To get SETS OF 4 *with price savings*

Check the box:

SAVE WHEN BUYING IN BULK

Urban Farm Bundle ⓘ

☒ Buy 3 - Get 1 Free

BULK Savings Tip: Urban Farm "Buy 3 Get 1 Free" purchasing options are available for: Planting Mix, Top Mulch, Compost, Drip Circles, Tree Wrap, and Liquid Amendments!

Foliar Combo. We also have a special "Buy 3- Get 1 Free" option on our 1-quart liquid amendments. This is a specific offer with the combo purchase of 1-quart each of Noble Gills, Essence, and Soul (that's the "Buy 3"), we will include 1 quart of Heart ("get 1 Free"). This is ***automatically built*** into the **Liquid Amendments Nutritional Program COMBO** and no further action is needed to get the savings.

In addition, we offer an optional downloadable PDF of the Nutrition Schedule with the purchase of a Combo.

Downloadable PDF

☒ Nutrition Schedule

The link to download the PDF will be included in the "your order is processing" email.



Urban Farm's FRUIT TREE Nutrition Schedule

• FruitTrees.org • Store.UrbanFarm.org •

*Fertilizer & Minerals:

1 pound (2.5 cups) fertilizer
per inch trunk diameter.
1 pound of Azomite per tree.
(*See product labels for specific
dosage rate.)

Fert. Application Dates:

Valentine's Day (mid-Feb)
Tax Day (mid-Apr)
Memorial Day (late May)
Labor Day (mid-Sep)

Method of Application for Fruiting Trees:

Foliar: Spray solution on tops & bottoms of leaves, branches, and trunk.



Do not spray on flowers. Avoid direct sunlight, high heat, & freezes.
Best when air temps around 70-75 degrees. 1 capful=7ml. 6 caps=1oz

Drench: Pour solution in basin along drip line (edge of leaf canopy).



One application per tree. Follow with regular deep watering.

Granular: Bury fertilizer and Azomite in soil, under mulch, in 3-7 spots as follows. Dig several trowel-sized holes in soil just inside drip line (edge of leaf canopy). Divide granules among the holes. Replace soil and mulch. It is important to **follow up with regular deep watering**.



WINTER



December, January, February

Foliar: 1 or 2 applications per month, weather permitting. Avoid freezing temperatures.
Apply to tops and bottoms of leaves just **before dusk** to avoid direct sunlight on droplets. Good for trunks & limbs too.



- 5-7ml ESSENCE and 15-20ml SOUL
(in one gallon water)

Drench: No drenches while soil is too cold.

Granular: 1 application in mid-February (Valentine's Day) of organic fertilizer* and for added nutrition add 1 pound of Azomite. Follow with deep watering.



*Recommended: BioFlora Dry Crumbles,
or Tank's Green Stuff SuperMix



SUMMER



June, July, August

Foliar: 2 applications per month, weather permitting. Avoid extreme heat, triple digit weather and direct sunlight. Switch to just drench applications if early morning temps stay above 85 degrees.



- 5-7ml ESSENCE and 15-20ml SOUL
(in one gallon water)

Drench: 1 application per month. Prepare in bucket and pour around the basin of the tree. Follow with regular deep watering.



- 1 -3 oz HEART (in 5 gallons water)



SPRING



March, April, May

Foliar: 2 applications per month, weather permitting. Start applications at bud break / bud swell. Stop all foliar feeding while flowers are present, and resume once fruit has set/formed. Apply just **before dawn or dusk**. When high temps arrive, switch to early AM only. Stop foliar feedings 2 weeks before harvest.



- 1 oz NOBLE GILLS and 1 oz SOUL (in 1 gallon water)

Drench: 1 application per month. Prepare in bucket and pour around the basin of the tree. Follow with a regular deep watering.



- 1 -3 oz HEART (in 5 gallons water)

Granular: 1 application in both mid-April (Tax day) & end of May (Memorial Day) of organic fertilizer* and 1 pound of Azomite followed with deep watering.



FALL



September, October, November

Foliar: 2 applications per month starting when early morning temps dip below 85 degrees. Avoid extreme heat, triple digit weather & direct sunlight.



- 5-7ml ESSENCE and 20ml SOUL (in one gallon water)

Drench: 1 application per month around the basin of the tree. Follow with a regular deep watering.



- 1 -3 oz HEART (in 5 gallons water)

Granular: 1 application in mid-September (Labor Day) of organic fertilizer*, add 1 pound of Azomite for added nutrition. Follow with deep watering.

